

DUROPAL WORKTOP COLLECTION

UK & IRELAND
2021–2024



MADE IN GERMANY

MAKE
YOUR
VISIONS
WORK.

DUROPAL

 **PFLEIDERER**

Decor used:
S63045 India White

MAKE YOUR VISIONS WORK.

QUALITY YOU CAN TAKE FOR GRANTED

Duropol worktops are the perfect alternative to acrylic based, granite and stone worktops at a fraction of the price. Our comprehensive selection of decors offers opportunities from the most modern applications to the more traditional.

| | |
|-------------------------|----|
| DUROPAL WORKTOPS | 4 |
| PROFILE OVERVIEW | 6 |
| <hr/> | |
| DECORS | 8 |
| COMPACT WORKTOPS | 18 |
| <hr/> | |
| HIGH RESISTANCE | 22 |
| ACCESSORIES | 24 |
| DIMENSIONS | 26 |
| SURFACE TEXTURES | 28 |
| <hr/> | |
| HYGIENE PRODUCTS | 32 |
| SUSTAINABILITY | 34 |

DUROPAL WORKTOPS

TAKING ROBUSTNESS AND VARIETY TO A NEW LEVEL

Duropol worktops are easy to process and extremely durable. They offer a wide range of decors, surface structures and core materials – making them the material of choice for modern, long-lasting and hygienic kitchen design.

- 45 exciting decors available as 40mm post-formed worktops,
- 8 of those decors are duplicated in a modern 20mm square edged worktop,
- a further 8 decors in 40mm square edged,
- and finally 12 decors in the ultra modern 12mm solid core compact worktop.

HPL surface

Duropol worktops are surfaced with genuine high-pressure laminate guaranteed to EN 438; hardwearing and easy to clean.

Glueline

Guaranteed moisture and heat resistant to EN 204. Only featured on post-formed worktops.

Post-formed edge

The profiled front edge of Duropol worktops is designed to help prevent liquid spills finding their way into drawers and cupboards. Please note that the post-formed edge is available for a selection of 45 decors.

Certified to the highest standards

As a large consumer of chipboard, we ensure that all our material carries the PEFC certification, guaranteeing that it comes from properly environmentally managed and sustainable sources. We have also achieved independent PEFC accreditation to provide surety for “chain of custody”.



Please refer to
www.duropol.co.uk
for a copy of the
certificate and scope
of certification.



OVERVIEW OF WORKTOP PROFILES



Cubix profile

The Duropal Cubix profile, modern and exciting creating a square edge appearance, is available in this collection in 9 colourways.


- 2mm radius
- available as 40mm post-formed edge



Quadra profile

The Duropal Quadra profile, fashionable yet tried and tested, offers you unique product features and is available in this collection in 36 colourways.

- 3mm radius
- available as 40mm post-formed edge



Special Seal

All Duropal worktops with both Cubix and Quadra profiles come with a unique seal designed to ensure a lifetime of protection against moisture and steam.

ClassicBoard P2 CARB2:

This panel type satisfies the same demands as the standard chipboard core, but is suitable for fields of application with stricter emission demands and in accordance with EN 312.



Duropal Compact Worktop

A thin worktop with extraordinary properties. With its simple style it reflects the latest trends in interior design.

- available in 12mm with white, grey and black core
- available in a selection of 12 decors



Square edged

Worktop with almost right-angled edge. In addition to the extraordinary high-quality look, the laser edging process is also impervious to moisture and water vapour – just like a post-formed edge!

- available as 20mm and 40mm edge
- available in a selection of 8 decors
























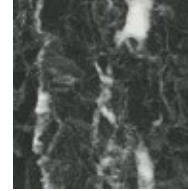

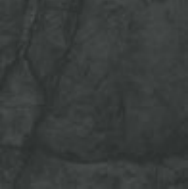










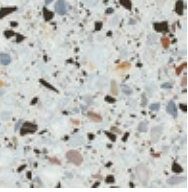




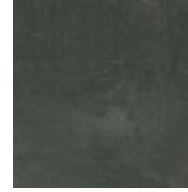
Technical data for this product can be found under Duropal Worktop PerForm on www.duropal.co.uk








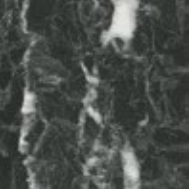











General guidelines for processing Duropal worktops:

- Always use sharp tools.
- Circular saw blades with flat chamfer teeth (FZ/FA) or alternating teeth (WZ) achieve best results.
- Reduce the feed rate when cutting through the post-formed edge.
- Spiral router cutters achieve best results.
- For finishing edges with Duropal HPL edging strip, trim and finish with 300 grit sandpaper.

This information is for guidance only and is based on our experiences with the processing of our products, it does not give any guarantee of final results; guidelines should be adapted to the situation depending on the tools available. Your tool supplier should be consulted to assist in the selection of the correct tools for best results. This information is not intended to and shall not be deemed to constitute a guarantee by us of any kind or character whatsoever.

DECORS

| A | B | C | D | E | F | |
|---|---|---|---|--|---|---|
| 40mm post-formed worktops | | | | | | |
|  |  |  |  |  |  | 1 |
| R20004 VV Natural Oak Block | R20039 RT Grey Sonoma Oak | R20065 NY Dark Mountain Oak | R20154 RT Wellington Oak | R20231 FG Torino Oak nature | R20256 NY Lorenzo Oak | |
|  |  |  |  |  |  | 2 |
| R20315 NY Artisan Oak | R20349 NY Tangram Oak | R24096 NY Beech Crenata | R30023 VV Block Walnut | R30135 NY Okapi Walnut | R50003 RT Clay Sangha Wenge | |
|  |  |  |  |  |  | 3 |
| R50004 RT Natural Sangha Wenge | R50094 NY Nordic Teak | R55004 RT Ponderosa Pine | S61008 MP Black Brazil | S61011 BR Ipanema White | S61013 BR Ipanema Grey | |
|  |  |  |  |  |  | 4 |
| S62009 BR Natural Messina | S62010 BR Antique Messina | S63009 XM Carrara Marble | S63013 XM Trasimeno Basalt | S63021 XM Breccia Paradiso | S63028 XM Nero Portoro | |
|  |  |  |  |  |  | 5 |
| S63033 XM Light Cortona | S63044 XM Caviar Black | S63045 XM India White | S64011 CR Deep Slate | S66000 MP Star Black | S66012 MS Glacial Storm | |
|  |  |  |  |  |  | 6 |
| S68002 HS Astral Quartz Gloss | S68002 MP Astral Quartz | S68025 MS Kings Marble Green | S68029 SD Terrazzo Nero | S68035 BR Quartz Grey | S68036 XM Cento | |
|  |  |  |  |  |  | 7 |
| S68048 FG Abruzzo Colore | S68049 FG Abruzzo Naturale | S68050 SD Calypso | F73009 BR Quartz Stone | F76026 CR Ceramic Rust | F76028 SX Rabac | |

| G | H | I | J | |
|---|---|---|---|---|
|  |  |  | | 1 |
| F76044 XM Bellato Grey | F76083 SX Oxyd Grey | F76142 CR Terracotta | | |
| 20mm square edged worktops | | | | |
|  |  |  |  | 3 |
| R20039 RT Grey Sonoma Oak | S63009 XM Carrara Marble | S63013 MS Trasimeno Basalt | S63021 XM Breccia Paradiso | |
|  |  |  |  | 4 |
| S63028 XM Nero Portoro | S63045 SD India White | S68050 SD Calypso | F76044 XM Bellato Grey | |
| 40mm square edged worktops | | | | |
|  |  |  |  | 6 |
| U11102 XP Chalk | U12000 XP Volcanic Black | U12188 XP Light Grey | U12290 XP Anthracite Grey | |
|  |  |  |  | 7 |
| R20154 RT Wellington Oak | R20315 NY Artisan Oak | R20347 FG Saloon | S63035 XM Trebbia Stone | |

ANY QUESTIONS?
WE LOOK FORWARD TO
HEARING FROM YOU.



24-hour service
Samples available to order
around the clock:
Tel.: +44 (0) 16 25 660 411
Fax: +44 (0) 1625 617 301
www.duopal.co.uk

Any personal details are only taken
for the requirement of sending out
samples and are not retained on file.

Due to the print reproduction on numerous
decors, may we recommend that you view
large scale images included in this brochure
or visit **www.duopal.co.uk**, prior to ordering
your worktop.

LARGE SCALE DECOR IMAGES

The decors displayed below are shown in large scale format to highlight the pattern variations and natural effects that these worktops are intended to feature.

40mm post-formed worktops



R20004 VV
Natural Oak Block



R20039 RT
Grey Sonoma Oak



R20065 NY
Dark Mountain Oak



R20154 RT
Wellington Oak




R20231 FG
Torino Oak nature



R30135 NY
Okapi Walnut



R50003 RT
Clay Sangha Wenge



R50004 RT
Natural Sangha Wenge



R50094 NY
Nordic Teak



R55004 RT
Ponderosa Pine



R20256 NY
Lorenzo Oak



R20315 NY
Artisan Oak




R20349 NY
Tangram Oak



R24096 NY
Beech Crenata




R30023 VV
Block Walnut



S61008 MP
Black Brazil




S61011 BR
Ipanema White



S61013 BR
Ipanema Grey



S62009 BR
Natural Messina



S62010 BR
Antique Messina



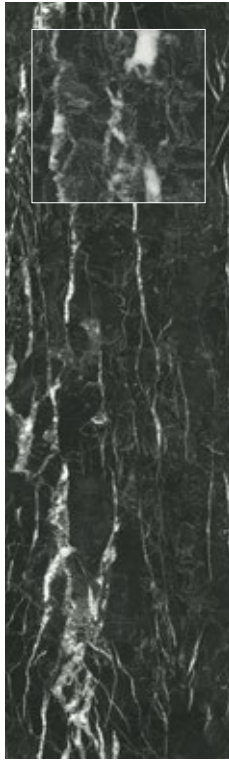
S63009 XM
Carrara Marble



S63013 XM
Trasimeno Basalt




S63021 XM
Breccia Paradiso




S63028 XM
Nero Portoro




S63033 XM
Light Cortona



S68002 HS
Astral Quartz Gloss




S68002 MP
Astral Quartz



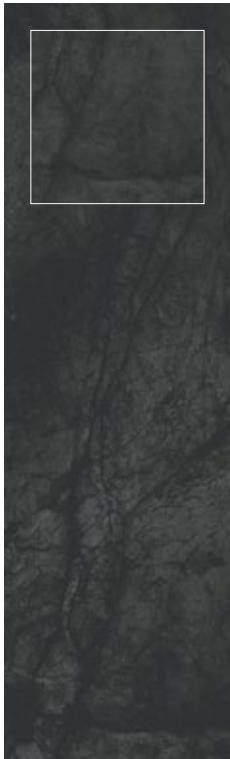
S68025 MS
Kings Marble Green




S68029 SD
Terrazzo Nero



S68035 BR
Quartz Grey




S63044 XM
Caviar Black




S63045 XM
India White




S64011 CR
Deep Slate



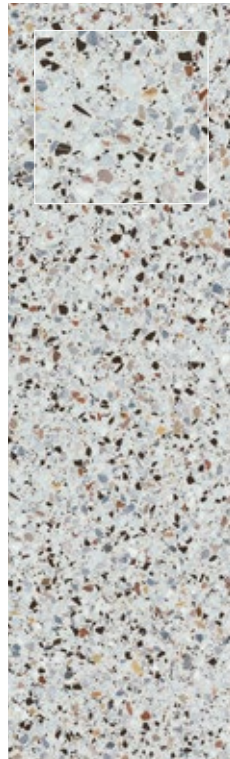
S66000 MP
Star Black



S66012 MS
Glacial Storm



S68036 XM
Cento




S68048 FG
Abruzzo Colore



S68049 FG
Abruzzo Naturale



S68050 SD
Calypso




F73009 BR
Quartz Stone



F76026 CR **QUADRA** Ceramic Rust
F76028 SX **QUADRA** Rabac
F76044 XM **CUBIX** Bellato Grey
F76083 SX **QUADRA** Oxyd Grey
F76142 CR **QUADRA** Terracotta

20mm square edged worktops



R20039 RT **SQUARE EDGED** Grey Sonoma Oak
S63009 XM **SQUARE EDGED** Carrara Marble
S63013 MS **SQUARE EDGED** Trasimeno Basalt
S63021 XM **SQUARE EDGED** Breccia Paradiso
S63028 XM **SQUARE EDGED** Nero Portoro

ANY QUESTIONS?
WE LOOK FORWARD TO
HEARING FROM YOU.



24-hour service
Samples available to order
around the clock:
Tel.: +44 (0) 16 25 660 411
Fax: +44 (0) 1625 617 301
www.duopal.co.uk

Any personal details are only taken for the requirement
of sending out samples and are not retained on file.

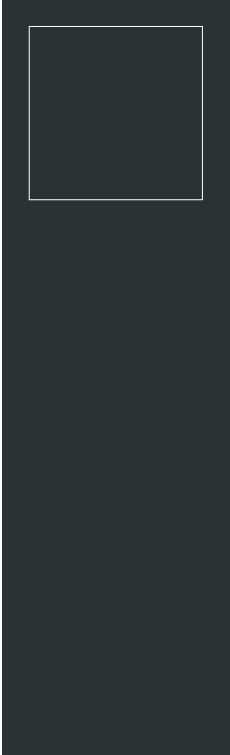


S63045 SD **SQUARE EDGED** India White
S68050 SD **SQUARE EDGED** Calypso
F76044 XM **SQUARE EDGED** Bellato Grey


40mm square edged worktops




U11102 XP
Chalk



U12000 XP
Volcanic Black



U12188 XP
Light Grey



U12290 XP
Anthracite Grey



R20154 RT
Wellington Oak



R20315 NY
Artisan Oak

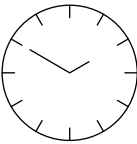


R20347 FG
Saloon



S63035 XM
Trebbia Stone

ANY QUESTIONS?
WE LOOK FORWARD TO
HEARING FROM YOU.



24-hour service
Samples available to order
around the clock:
Tel.: +44 (0)16 25 660 411
Fax: +44 (0)1625 617 301
www.duopal.co.uk

Any personal details are only taken for the requirement
of sending out samples and are not retained on file.

AVAILABILITY CHART

Worktops 40mm and 20mm

| Decor | Reference | Decor name | Surface texture | Coordinates | Light Reflective Values (LRV) | 40mm post-formed | 20mm square edged | 40mm square edged | HPL MDF Back Panels | HPL Upstands |
|-------|-----------|----------------------|-----------------|-------------|-------------------------------|------------------|-------------------|-------------------|---------------------|--------------|
| | U11102 | Chalk | XP | G6 | 0,85 | | | ● | ● | ¹ |
| | U12000 | Volcanic Black | XP | H6 | 0,05 | | | ● | ● | ¹ |
| | U12188 | Light Grey | XP | I6 | 0,58 | | | ● | ● | ¹ |
| | U12290 | Anthracite Grey | XP | J6 | 0,16 | | | ● | ● | ¹ |
| | R20004 | Natural Oak Block | VV | A1 | 0,3 | Quadra | | | ● | ● |
| | R20039 | Grey Sonoma Oak | RT | B1, G3 | 0,32 | Quadra | ● | | ● | ● |
| | R20065 | Dark Mountain Oak | NY | C1 | 0,1 | Quadra | | | ● | ● |
| | R20154 | Wellington Oak | RT | D1, G6 | 0,33 | Quadra | | ● | ● | ● |
| | R20231 | Torino Oak nature | FG | E1 | 0,22 | Quadra | | | ● | ● |
| | R20256 | Lorenzo Oak | NY | F1 | 0,37 | Quadra | | | ● | ● |
| | R20315 | Artisan Oak | NY | A2, H7 | 0,28 | Quadra | | ● | ● | ● |
| | R20347 | Saloon | FG | I7 | 0,14 | | | ● | ● | ● |
| | R20349 | Tangram Oak | NY | B2 | 0,42 | Quadra | | | ● | ● |
| | R24096 | Beech Crenata | NY | C2 | 0,39 | Quadra | | | ● | ● |
| | R30023 | Block Walnut | VV | D2 | 0,26 | Quadra | | | ● | ● |
| | R30135 | Okapi Walnut | NY | E2 | 0,13 | Quadra | | | ● | ● |
| | R50003 | Clay Sangha Wenge | RT | F2 | 0,24 | Quadra | | | ● | ● |
| | R50004 | Natural Sangha Wenge | RT | A3 | 0,11 | Quadra | | | ● | ● |
| | R50094 | Nordic Teak | NY | B3 | 0,58 | Quadra | | | ● | ● |
| | R55004 | Ponderosa Pine | RT | C3 | 0,27 | Quadra | | | ● | ● |
| | S61008 | Black Brazil | MP | D3 | 0,08 | Quadra | | | ● | ● |
| | S61011 | Ipanema White | BR | E3 | 0,25 | Quadra | | | ● | ● |
| | S61013 | Ipanema Grey | BR | F3 | 0,23 | Quadra | | | ● | ● |
| | S62009 | Natural Messina | BR | A4 | 0,24 | Quadra | | | ● | ● |
| | S62010 | Antique Messina | BR | B4 | 0,14 | Quadra | | | ● | ● |
| | S63009 | Carrara Marble | XM | C4, H3 | 0,64 | Cubix | ● | | ● | ● |
| | S63013 | Trasimeno Basalt | MS, XM | D4, I3 | 0,19 | Cubix | ● | | ● | ● |
| | S63021 | Breccia Paradiso | XM | E4, J3 | 0,31 | Cubix | ● | | ● | ● |
| | S63028 | Nero Portoro | XM | F4, G4 | 0,11 | Cubix | ● | | ● | ● |
| | S63033 | Light Cortona | XM | A5 | 0,44 | Cubix | | | ● | ● |
| | S63035 | Trebbia Stone | XM | J7 | 0,52 | | | ● | ● | ● |
| | S63044 | Caviar Black | XM | B5 | 0,09 | Cubix | | | ● | ● |
| | S63045 | India White | SD, XM | C5, H4 | 0,76 | Cubix | ● | | ● | ● |
| | S64011 | Deep Slate | CR | D5 | 0,26 | Quadra | | | ● | ● |
| | S66000 | Star Black | MP | E5 | 0,08 | Quadra | | | ● | ● |
| | S66012 | Glacial Storm | MS | F5 | 0,65 | Quadra | | | ● | ● |
| | S68002 | Astral Quartz Gloss | HS | A6 | 0,09 | Quadra | | | ● | ● |
| | S68002 | Astral Quartz | MP | B6 | 0,09 | Quadra | | | ● | ● |
| | S68025 | Kings Marble Green | MS | C6 | 0,11 | Quadra | | | ● | ● |
| | S68029 | Terrazzo Nero | SD | D6 | 0,09 | Quadra | | | ● | ● |
| | S68035 | Quartz Grey | BR | E6 | 0,2 | Quadra | | | ● | ● |
| | S68036 | Cento | XM | F6 | 0,47 | Cubix | | | ● | ● |
| | S68048 | Abruzzo Colore | FG | A7 | 0,44 | Quadra | | | ● | ● |
| | S68049 | Abruzzo Naturale | FG | B7 | 0,4 | Quadra | | | ● | ● |
| | S68050 | Calypso | SD | C7, I4 | 0,09 | Quadra | ● | | ● | ● |
| | F73009 | Quartz Stone | BR | D7 | 0,68 | Quadra | | | ● | ● |
| | F76026 | Ceramic Rust | CR | E7 | 0,1 | Quadra | | | ● | ● |
| | F76028 | Rabac | SX | F7 | 0,12 | Quadra | | | ● | ● |
| | F76044 | Bellato Grey | XM | G1, J4 | 0,46 | Cubix | ● | | ● | ● |
| | F76083 | Oxyd Grey | SX | H1 | 0,32 | Quadra | | | ● | ● |
| | F76142 | Terracotta | CR | I1 | 0,17 | Quadra | | | ● | ● |

¹ Corresponding decor for upstands is available in XM texture.

COMPACT WORKTOPS

TOUGHNESS MEETS STYLE – UNIQUELY COMBINED IN ONE FASCINATING MATERIAL

A thin worktop with extraordinary properties. With its simple style it reflects the latest trends in interior design.

Extraordinary durability:

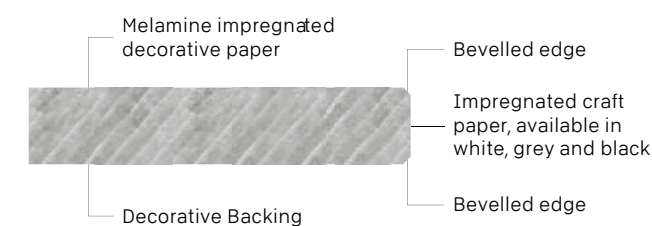
- the highest quality, durable, high-pressure laminate
- self-supporting and non-corrosive
- impact resistant
- resistant to high temperatures and hot steam
- resistant to dirt and coffee, tea and wine stains
- water-resistant throughout

Reliable functionality:

- holds the food safety certificate
- easy to care, suitable for dry and wet cleaning
- resistant to solvents and disinfectants
- easy to process

Timeless elegance:

- exclusive and modern design
- solid core in three colours: white, grey and black
- unique thickness of 12mm
- no additional edging needed



All 12 Duopal Compact Worktops include finished edges as shown in the accompanying image.



Duopal Compact Worktops are ideal for creating draining grooves which must be combined with undermount sinks. Also suitable for use with flush mounted hobs and sinks. Free-form curves are easy to create and no edging required.

Please visit our website for processing instructions: www.duopal.co.uk



DECORS

Compact worktops

A

B

C

D

E

F

U11102 XP
Chalk

S63045 CM
India White

U12000 XP
Volcanic Black

S68036 CM
Cento

U12044 XP
Dolphin Grey

F76026 GR
Ceramic Rust

S60019 GR
Crick

F76044 CM
Bellato Grey

S63009 CM
Carrara Marble

F76054 GR
Metallic Brown

S63028 CM
Nero Portoro

F76146 XP
Terrazzo Bronze

1

2

AVAILABILITY CHART

| Decor | Reference | Decor name | Surface texture | Coor-dinates | Thickness (mm) | Light Reflective Values (LRV) | HPL MDF Back Panels | HPL Compact Upstands | Core colour |
|-------------|-----------|-----------------|-----------------|--------------|----------------|-------------------------------|---------------------|----------------------|-------------|
| <div></div> | U11102 | Chalk | XP | A1 | 12 | 0,85 | ● | ● | <div></div> |
| <div></div> | U12000 | Volcanic Black | XP | B1 | 12 | 0,05 | ● | ● | <div></div> |
| <div></div> | U12044 | Dolphin Grey | XP | C1 | 12 | 0,53 | ● | ● | <div></div> |
| <div></div> | S60019 | Crick | GR | D1 | 12 | 0,25 | ● | ● | <div></div> |
| <div></div> | S63009 | Carrara Marble | CM | E1 | 12 | 0,64 | ● | ● | <div></div> |
| <div></div> | S63028 | Nero Portoro | CM | F1 | 12 | 0,11 | ● | ● | <div></div> |
| <div></div> | S63045 | India White | CM | A2 | 12 | 0,76 | ● | ● | <div></div> |
| <div></div> | S68036 | Cento | CM | B2 | 12 | 0,47 | ● | ● | <div></div> |
| <div></div> | F76026 | Ceramic Rust | GR | C2 | 12 | 0,10 | ● | ● | <div></div> |
| <div></div> | F76044 | Bellato Grey | CM | D2 | 12 | 0,46 | ● | ● | <div></div> |
| <div></div> | F76054 | Metallic Brown | GR | E2 | 12 | 0,29 | ● | ● | <div></div> |
| <div></div> | F76146 | Terrazzo Bronze | XP | F2 | 12 | 0,10 | ● | ● | <div></div> |

Due to the print reproduction on numerous decors, may we recommend that you view large scale images included in this brochure or visit www.duopal.co.uk, prior to ordering your worktop.

LARGE SCALE DECOR IMAGES

The decors displayed below are shown in large scale format to highlight the pattern variations and natural effects that these worktops are intended to feature.

U11102 XP
Chalk

U12000 XP
Volcanic Black

U12044 XP
Dolphin Grey

S60019 GR
Crick

S63009 CM
Carrara Marble

S63028 CM
Nero Portoro

S63045 CM
India White

S68036 CM
Cento

F76026 GR
Ceramic Rust

F76044 CM
Bellato Grey

F76054 GR
Metallic Brown

F76146 XP
Terrazzo Bronze



HIGH
RESISTANCE

DUROPAL WORKTOPS – THE DURABLE CHOICE

Melamine resin is the hardest of all synthetically produced organic materials. This is the reason for the high scratch and wear resistance of Duropal HPL. The high impact resistance of the material is due to the elasticity of phenolic resin. These properties also explain the high resistance of HPL to chemicals and heat. Burning a cigarette on the surface of HPL is one of the quality tests specified in EN 438, which also determines all the other qualities important for the user. However, the bottoms of saucepans and ovenware can become extremely hot and we recommend using a protective pad.

Cleaning and care instructions

A major advantage of Duropal worktops is that the HPL surface makes cleaning so simple. Usually a moist cloth is sufficient, but use washing-up liquid to get rid of any grease. Stubborn dirt can be removed with an organic solvent such as methylated spirits or alcohol. There's nothing easier than cleaning and caring for Duropal worktops.

| | | Cleaning method |
|---------------|--|--|
| Light stains | | dry or damp paper towels, a cloth or sponge |
| Normal stains | e.g. fat, oil and dirt particles, fingermarks, lime deposits, rust, juice, coffee, tea, wax, blood, universal marker, etc. | dry or damp paper towels, a cloth or sponge |
| Heavy stains | e.g. discolouration through long exposure to tea, coffee, fruit, juice, etc. | with washing powder (but do not repeat too often) |
| | e.g. lead pencil, felt-tip pens, marker and ball-point pens, lipstick, crayons, wax, shoe polish, nicotine, nail varnish. | with an organic solvent such as acetone (nail varnish remover), methylated spirits, petroleum spirit, perchloroethene. Read the manufacturer's instructions carefully! |
| | e.g. paint (water or solvent based paints, two-component paints, spray paints), varnish stains, printing ink | with water or an organic solvent. Remove two-component paints immediately. |
| | e.g. discolouration through long exposure to tea, coffee, fruit, juice, etc. | with water or organic solvent. Do not allow two-component adhesive to harden! |

- Please do not cut or chop directly on the worktop surface – always use a chopping board or worktop saver.
- Always place hot pans, ovenware and irons on a trivet or protective pad to protect the surface from the intense heat which can cause damage to the worktop if placed directly on the surface. The use of abrasive cleaners and pads, corrosive or aggressive cleaning agents should be avoided as they will have a detrimental effect on the worktop surface.
- The use of PVC aprons may possibly affect the durability of the HPL on the post-formed edge of worktops. This could lead to premature wear in high traffic work areas such as in front of the sink and hob.
- Kettles, coffee machines, fryers and any other heat or damp source should not be positioned directly over worktop joints. Constant changes in temperature could cause the joint to move and eventually fail.
- All gloss worktops will scratch and will show scratches more easily. Additional care should be taken accordingly in both usage and installation.
- Cuts and scratches will be noticeable on dark decors and gloss finishes.
- Please ensure that due care is taken to correctly seal the product to prevent moisture ingress.

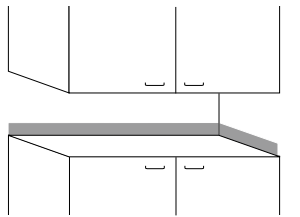
ACCESSORIES

HPL Upstands

Surfaced in genuine Duropal high-pressure laminate produced with P3 moisture resistant chipboard core and available in the following size:

- 4,100x120x9mm nominal, 3mm post-formed radius

An ideal finishing touch for your Duropal high-pressure laminate post-formed and square edged worktops offering another cost-efficient and hygienic alternative to tiling.

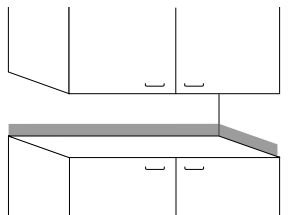


Duropal HPL Compact Upstands

Duropal HPL Compact Upstands are available in the following size:

- 4,100x120x12mm (top edge bevelled)

This accessory offers an affordable and hygienic alternative to wall tiling. Available to match the 12 decors in the Duropal Compact Worktop range.



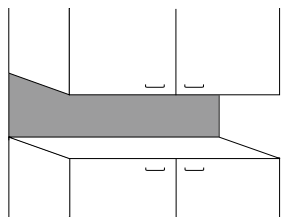
HPL MDF Back Panels

Consisting of an 8mm E1 medium density fibreboard (MDF) core surfaced with genuine Duropal high-pressure laminate manufactured to EN 438. Available to match all decors:

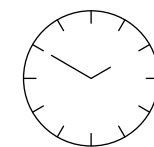
Worktop decors:

- 4,100x640x9.2mm nominal (8mm MDF core)

Please ensure that due care is taken to correctly seal the product to prevent moisture ingress.



ANY QUESTIONS?
WE LOOK FORWARD TO
HEARING FROM YOU.



24-hour service

Samples available to order
around the clock:

Tel.: +44 (0) 16 25 660 411

Fax: +44 (0) 16 25 617 301

www.duropal.co.uk

Any personal details are only taken for the requirement
of sending out samples and are not retained on file.

DIMENSIONS

40mm post-formed
4,100x600x40mm post-formed 1 long edge (worktop)
4,100x670x40mm post-formed 2 long edges (breakfast bar)
4,100x900x40mm post-formed 2 long edges (breakfast bar)

20mm square edged
4,100x640x20mm
4,100x900x20mm


40mm square edged
4,100x640x40mm
4,100x900x40mm

12mm compact
4,100x640x12mm
4,100x950x12mm
4,100x1,300x12mm

HPL Upstands
4,100x120x19mm nominal thickness
(3mm post-formed radius)

HPL Compact Upstands
4,100x120x12mm nominal thickness

HPL MDF Back Panels
4,100x640x9.2mm



SURFACE TEXTURES

- in a wide variety of decors
- ranging from smooth Enhanced Semi Matt (MS) through to extravagant mirror gloss finish (HS) and everything in between




BR Brightstone
Fine gloss spots and a certain roughness of sandstone lives in the structure Brightstone. The texture is especially suitable for horizontal use in stone reproductions.



CM
Supermatt (CM) complements the extensive range of matt structures. Uniform and with a soft appearance, CM offers an even greater matt alternative to Semi Matt (SM / MS). Compared to Semi Matt, the puristice Supermatt has a reduced gloss level with a comparable soft, silky appearance.



CR Corrosio
The rough, lively material structure Corrosio looks like corroded metal. An overall matt effect broken up with sharp-edges, but also softer uneven areas, it is complemented by the shimmering silk-matt background. Directional yet universal, Corrosio can be used with almost all material and stone decors.



FG Fine Grain
Fine Grain has a fine texture and evokes an association with ceramics and stoneware. Wood becomes tangible, gets a softer feel and a natural impression. The visual matt appearance is supported by its tactile appeal.



GR Solid Granite
This rugged but uniform stone structure is impressive due to its great depth. Solid Granite (GR) is sharp and precise in every detail. Fine differences in height, subtle elevation breaks and the silky matt surface give an authentic and high quality impression. Classic fine structured stones, artificial stones and concrete can be impressively combined with Solid Granite.



HS Enhanced High Gloss
High Gloss: This sophisticated, well-proportioned high gloss texture gives the highest elegance to classic wood- or stone decors. The particularly high gloss level of this texture is in a class of its own. Enhanced High Gloss: High gloss with improved abrasion resistance in HPL (only for selected decors).



MP Miniperl
This classic, directionless pearl structure with a medium gloss level is particularly resistant to mechanical stress and can be used universally for numerous applications and with all decor types.



MS Enhanced Semi Matt
Semi Matt: As a classical, semi matt surface texture, this structure can be used universally. The name says it all: silky and pleasant to the touch. Enhanced Semi Matt: Matt structure with improved abrasion resistance for HPL.



NY Natural Wood
Naturalness and precision characterise this delicate wood structure. The fine surface texture looks freshly sanded. The pores appear irregular and linear. Their different depth and edge sharpness make them look extremely authentic. Natural Wood can be universally applied to many fine-pored woodgrains. It perfectly accentuates the Scandinavian style, but also exotic- or fruit woods are given a new feel with this structure.



RT Rustic Wood
The depth and expression of this structure give striped woodgrains a sporty look. The gloss-matt effect and the natural irregularity of the grain make woodgrains look very authentic.




SD Sandpearl
The sandy pearl structure is homogeneous and multi-directional, the fine grain is sharp-edged and precise. The both matt and delicate surface has a modern and well-balanced appearance. It can therefore be used universally for almost all decors.




SX Stucotex
This modern structure with numerous material properties is like a chameleon. The craftsmanship of the material is emphasised by the matt, rough feel; momentum and generosity caused by a subtle brush stroke, which gains depth by the glossiness.



VV Top Velvet
Top Velvet is a fine parchment structure and is universally applicable. The restrained gloss-matt effect and its discreet parchment gives class and elegance to all directionless decors.



XM XTreme Matt
XTreme Matt impresses with a surface of unprecedented colour transparency and depth – and a pleasantly warm, velvety soft feel. Although the matt, low-reflection surface looks particularly elegant, its texture is durable, resistant and easy to clean. The warm, “soft” surface invites you to touch it – and remains resistant to fingerprints or traces of grease.



XP XTreme plus
XTreme plus is an attractive matt surface with anti-fingerprint properties. XP impresses with its velvety soft feel and delicate appearance. The structure is extremely durable and easy to clean, making it perfect for horizontal, heavy duty applications.

HYGIENE PRODUCTS ANTIMICROBIAL SURFACES

HEALTH PROTECTION AS STANDARD!

Antimicrobial surface treatment with Pfleiderer products.

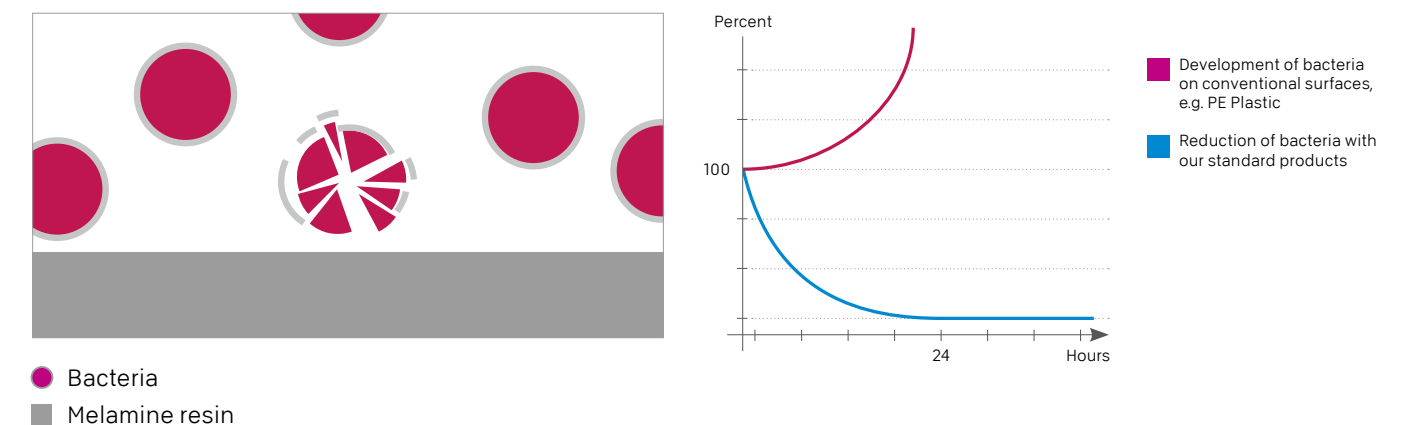
For special hygienic requirements, simply rely on materials that actively contribute to health protection. In this way, you reduce the risk for people to become infected with pathogens via surfaces.

PFLEIDERER HYGIENE PRODUCTS

Standard surfaces¹ (e.g. Duropal HPL)

- 24 h antimicrobial effect (according to JIS Z 2801 / ISO 22196)

¹ not as Duropal XTreme (XM) and Duropal Element XTreme (XM)



SUSTAIN- ABILITY

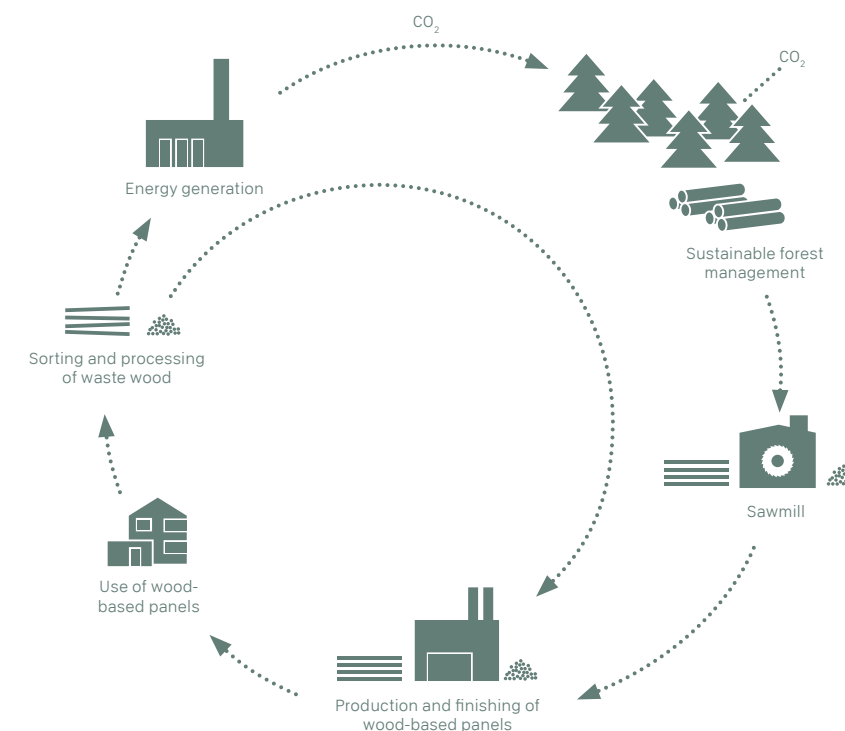
DESIGNED FOR A FUTURE WORTH LIVING: SUSTAINABILITY AT PFLEIDERER

Responsibility for tomorrow starts today.

Those who rely on wood as a raw material rightly expect an environmentally conscious “green” material. We at Pfleiderer want to do full justice to this and have therefore been offering an extensive range of low-emission and environmentally friendly products for many years. Sustainability – in addition to ecological, social and economic aspects – as well as careful use of natural resources are permanent pillars of our corporate philosophy. Consistent recycling management and wood recycling ensure that no trees are felled for our products. Through regular independent evaluation of our procurement and production processes, we are able to ensure that we are able to offer our customers the best possible service, manufacturing and logistics processes as well as a corporate culture of accountability. We ensure that you can use our products with a clear conscience.

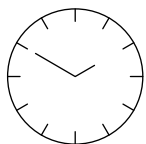
A healthy full range of products.

Pfleiderer focuses on low-emission materials. Many of our board materials have been awarded the Blue Angel for a healthy indoor climate for many years. At the beginning of 2020, we succeeded in obtaining this award – in addition to raw boards and directly coated products – also for large parts of the HPL range. This means that you can also fall back on a consistently sustainable full product range for demanding projects – and fulfil your wishes without compromising on ecology and sustainability.



Through multi-stage wood utilisation (so-called cascade utilisation), wood recycling, and the use of forestry wood and industrial waste wood for high quality materials with a long service life, Pfleiderer conserves valuable resources and actively contributes to reducing carbon emissions, air, water and soil pollution and energy consumption. We control the wood mix individually, depending on the product, to achieve a perfect balance between quality requirements and resource conservation.





24-hour service

Samples available to order
around the clock:

Tel.: +44 (0) 16 25 660 411

Fax: +44 (0) 16 25 617 301

www.duopal.co.uk

Any personal details are only taken for the requirement
of sending out samples and are not retained on file.



Decor Scanner
workapp.pfleiderer.com



© Copyright 2021 Pfleiderer Deutschland GmbH.

This information is issued with great care. We do not however accept any responsibility for the accuracy, completeness and timeliness.
There may be slight colour differences between the printed brochure image and the actual design.

Due to the continuous development and modification of our products, possible changes to the relevant standards, laws and regulations, our technical data sheets and product documents expressly do not represent a legally binding guarantee of the properties specified therein. In particular, no suitability for a specific purpose can be derived from this information. It is therefore the personal responsibility of the individual user to check the processing and suitability of the products described in this document for the intended use and to take into account the legal framework and the current state of the art. Furthermore, we expressly refer to the validity of our general terms and conditions.

You can find our general terms and conditions on our webpage: **www.pfleiderer.com**

Pfleiderer uses wood from Certified Sustainable Forest Management.



Please refer to
www.duopal.co.uk
for a copy of the
certificate and scope
of certification.



NBS Source
PARTNER

Climate-neutrally printed on FSC® certified, chlorine-free bleached paper.

Klimaneutral-Label
Einsetzen
Größe 65x18 mm

MADE IN GERMANY

Good to know: the Pfleiderer quality promise.

Pfleiderer wood-based panels stand for quality without compromise. We use sustainable raw materials and state-of-the-art production processes and we are fully committed to our site in Germany. For more information, visit **quality.pfleiderer.com**.

Pfleiderer UK Limited · Greenway House · Larkwood Way · Tytherington Business Park · Macclesfield · Cheshire SK10 2XR · England
Tel.: +44 (0) 16 25 660 410 · **www.duopal.co.uk**